

**Malteser International At a Glance**

Climate neutral print product  
www.malteser-international.org  
www.orderofmalta.org  
contact@malteser-international.org  
Coral Gables, FL 33134  
75 Valencia Ave., Suite 702  
American Headquarters  
Malteser International  
Contact:

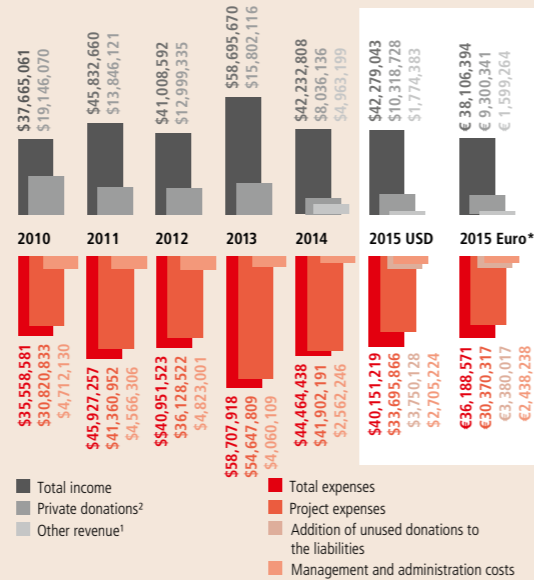
**Donate Now**



Malteser International is a member of the following networks and campaigns:

Malteser International is the worldwide humanitarian relief agency of the Sovereign Order of Malta. For over 60 years, we have been standing by people affected by poverty, disease, conflict, and disaster – to help them to lead a healthy life with dignity. Our work is founded on Christian values and humanitarian principles. With over 100 projects in 23 countries in Africa, Asia, Europe and the Americas, we help people in need without distinction of race, religion or political persuasion.

**Development of revenue and expenses (2010–2015)**

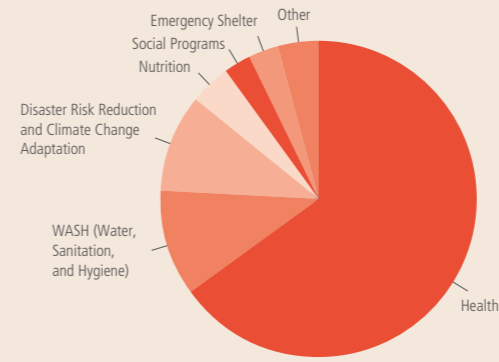


<sup>1</sup> Other revenue: unused earmarked donations from the previous year, interest, exchange gains  
<sup>2</sup> Inclusive of 'other revenue' prior to 2014  
<sup>\*</sup> Real income, up from 31.8m euros in 2014. The comparative stability of the Dollar figures is due to exchange rate changes.

**Revenue sources 2015**

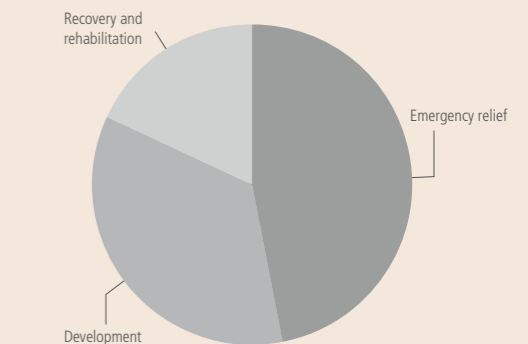
|   |                      |
|---|----------------------|
| <b>International public grants</b>                        | <b>\$ 21,470,456</b> |
| <b>Germany</b>  | <b>\$13,222,913</b>  |
| Federal Foreign Office                                    | \$7,113,925          |
| Federal Ministry for Economic Cooperation and Development | \$4,999,218          |
| Gesellschaft für Internationale Zusammenarbeit (GIZ)      | \$1,005,085          |
| State of Baden-Württemberg                                | \$85,000             |
| German Consulate General in Ho Chi Minh City              | \$19,684             |
| <b>European Union</b>                                     | <b>\$6,319,108</b>   |
| Europe Aid  | \$4,800,000          |
| ECHO  | \$1,519,108          |
| <b>United Nations</b>                                     | <b>\$761,827</b>     |
| UNOCHA/UNFPA/UNHCR and other UN organizations             | \$761,827            |
| <b>Switzerland</b>  | <b>\$754,181</b>     |
| Swiss Agency for Development and Cooperation              | \$754,181            |
| <b>Global Fund</b>  | <b>\$393,536</b>     |
| Save the Children/DFID                                    | \$285,160            |
| Global Fund   | \$108,376            |
| <b>Other international contributions</b>                  | <b>\$18,891</b>      |
| <b>International Order of Malta network</b>               | <b>\$10,746,880</b>  |
| Donations and other income                                | \$9,147,616          |
| Other revenue <sup>1</sup>                                | \$1,599,264          |
| <b>Partnerships and campaigns</b>                         | <b>\$5,221,647</b>   |
| ADH (Germany's Relief Coalition)                          | \$5,068,922          |
| Nachbar in Not (Austria's Relief Coalition)               | \$152,725            |
| <b>Foundations and other NGOs</b>                         | <b>\$667,411</b>     |
| CICF – Country Innovation Challenge Fund                  | \$350,077            |
| JHPIEGO (Johns Hopkins University)                        | \$120,537            |
| Bild Hilf   | \$100,000            |
| German Toilet Organization                                | \$53,521             |
| FIND  | \$27,439             |
| JAD – Just a Drop   | \$15,837             |

**Expenses by sector**



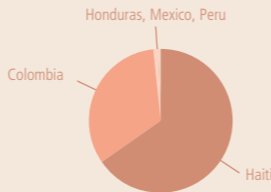
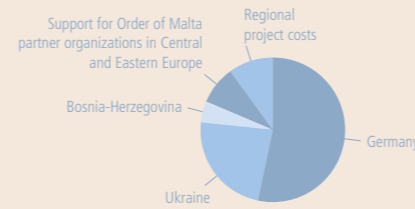
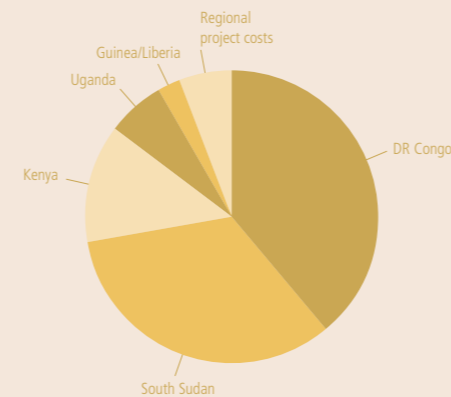
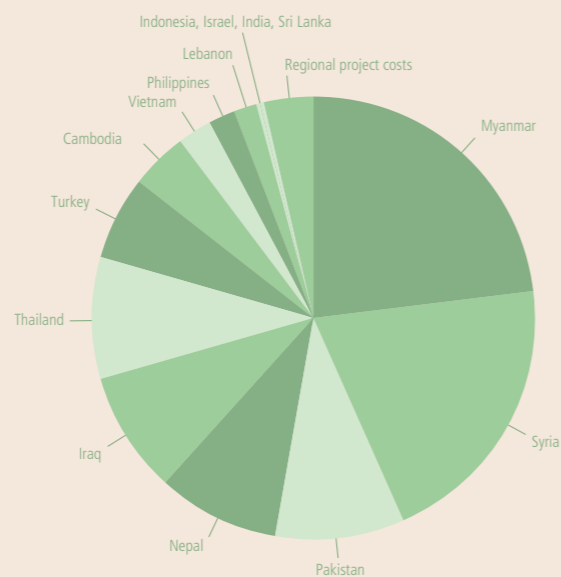
|   |     |
|---|-----|
| Health  | 65% |
| WASH (Water, Sanitation, and Hygiene)                 | 11% |
| Disaster Risk Reduction and Climate Change Adaptation | 10% |
| Nutrition   | 4%  |
| Social Programs                                       | 3%  |
| Emergency Shelter                                     | 3%  |
| Other   | 4%  |

**Expenses by phase of relief**



|                             |     |
|-----------------------------|-----|
| Emergency relief            | 47% |
| Development                 | 35% |
| Recovery and rehabilitation | 18% |

**Program expenses by region and country 2015**



**Asia**  
**\$18,466,630**

|                        |             |
|------------------------|-------------|
| Myanmar                | \$4,279,210 |
| Syria                  | \$3,753,151 |
| Pakistan               | \$1,718,468 |
| Nepal                  | \$1,687,625 |
| Iraq                   | \$1,659,752 |
| Thailand               | \$1,595,345 |
| Turkey                 | \$1,139,400 |
| Cambodia               | \$776,275   |
| Vietnam                | \$458,023   |
| Philippines            | \$358,474   |
| Lebanon                | \$282,452   |
| Indonesia              | \$77,834    |
| Israel                 | \$32,316    |
| India                  | \$28,534    |
| Sri Lanka <sup>1</sup> | \$595       |
| Regional project costs | \$619,175   |

<sup>1</sup> Trailing costs from projects in previous years

**Europe**  
**\$1,988,740**

|  |             |
|--|-------------|
| Germany  | \$1,062,846 |
| Ukraine  | \$464,064   |
| Bosnia-Herzegovina   | \$92,228    |
| Support for Order of Malta partner organizations in Central and Eastern Europe | \$196,479   |
| Regional project costs   | \$173,123   |

**Africa**  
**\$8,070,304**

|                        |             |
|------------------------|-------------|
| DR Congo               | \$3,147,697 |
| South Sudan            | \$2,700,078 |
| Kenya                  | \$1,045,149 |
| Uganda                 | \$507,607   |
| Guinea/Liberia         | \$204,480   |
| Regional project costs | \$465,294   |

**Americas**  
**\$1,844,643**

|          |             |
|----------|-------------|
| Haiti    | \$1,205,535 |
| Colombia | \$605,058   |
| Honduras | \$23,115    |
| Mexico   | \$6,521     |
| Peru     | \$4,414     |

Rounded numbers. The listed program volumes correspond to the amounts booked in the 2015 annual accounts and thus do not reflect the actual outflow of funds for multi-annual projects.


# Our impact in 2015:



**970,000**

We provided 4,000 people in the Ukraine with psychosocial support to overcome trauma incurred as a result of the conflict in the country.


**Around the world, we provided care for around 970,000 patients. We treated conditions ranging from everyday illnesses, to serious infectious, and hereditary diseases, as well as psychological problems.**



**128,000**

In Thailand, we provided around 50,000 refugees and local people in our project region with secure access to clean drinking water.

**Almost 128,000 people were given access to safe water thanks to our projects around the world.**



**230,000**

We provided 64,600 internally-displaced people in Iraq with hygiene kits, winter clothing and drinking water.

**Around the world, our relief teams brought food, water, clothing, and/or an emergency shelter to nearly 230,000 people.**



**23,000**

By distributing tools and seeds, we made it possible for just under 2,000 people in South Sudan to improve their food supply.

**Thanks to our projects around the world, almost 23,000 people were given the chance to make a sustainable improvement to their livelihood by bettering their income and/or nutrition.**



**210**

In our project areas, people in Haiti learned to better prepare themselves for natural disasters in the future through ten disaster risk-reduction training programs.

**In total, we organized 210 of these programs in vulnerable regions around the world.**

**Our project countries:**

(As of July 2016)

**Americas**

- 1 Colombia
- 2 Haiti
- 3 Mexico
- 4 Peru

**Europe**

- 5 Germany
- 6 Ukraine

**Africa**

- 7 DR Congo
- 8 Kenya
- 9 South Sudan
- 10 Tanzania
- 11 Uganda

**Asia**

- 12 Cambodia
- 13 India
- 14 Iraq
- 15 Lebanon
- 16 Myanmar
- 17 Nepal
- 18 Pakistan
- 19 Philippines
- 20 Syria
- 21 Thailand
- 22 Turkey
- 23 Vietnam