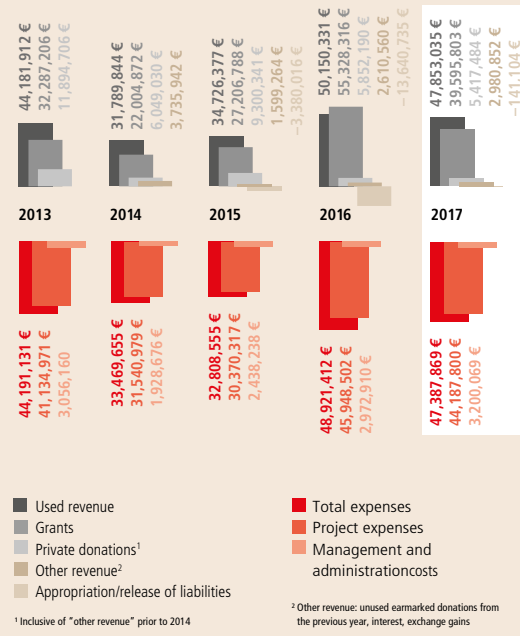


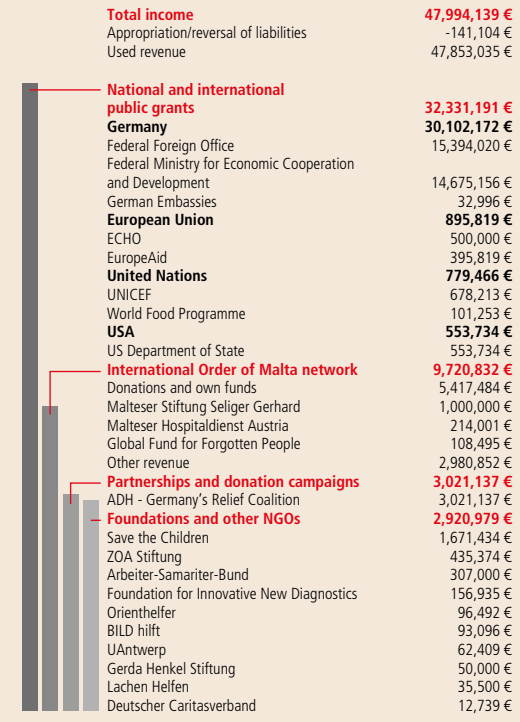


At a glance 2017

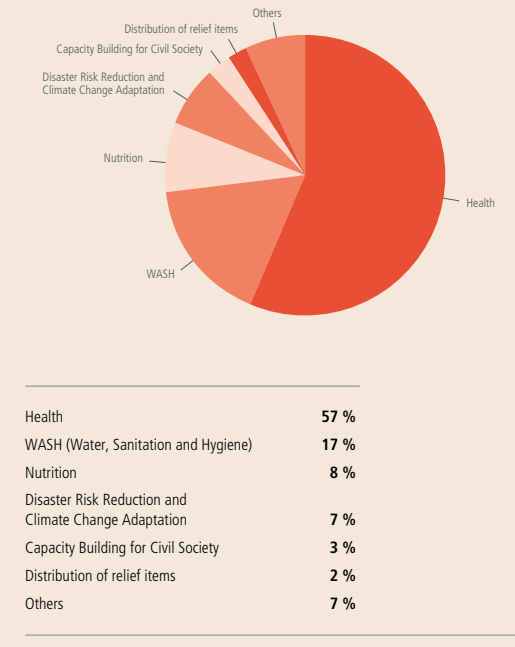
Development of revenue and expenses (2013–2017)



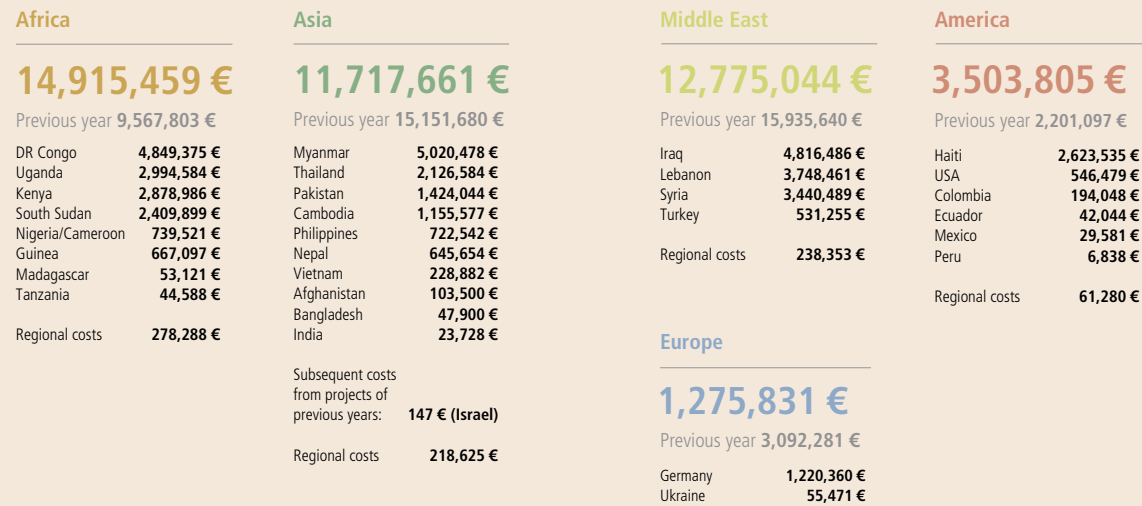
Revenue sources 2017



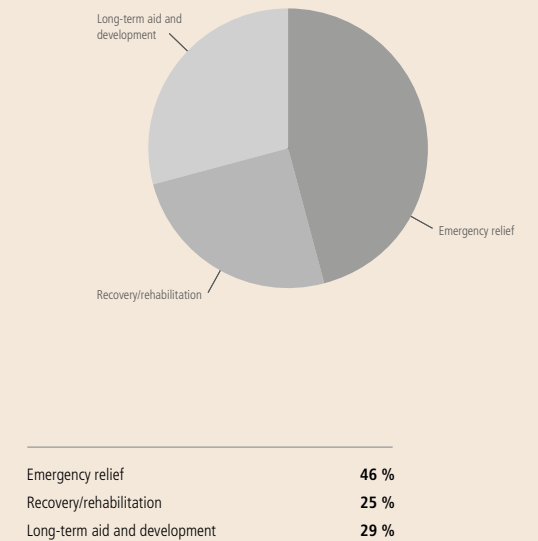
Expenses by sector



Expenses by country and continent 2017



Expenses by phase of relief



Rounded numbers. The listed program volumes correspond to the amounts booked in the 2017 annual accounts and thus do not reflect the actual outflow of funds for multi-annual projects.

How your support helped us impact lives in 2017:



192,000

people gained access to clean drinking water thanks to our projects.



Nigeria, © Emily Kinsley



1,650,000

patients were treated in medical facilities with our support all over the world.



Bangladesh, © Malteser International, Noor Ahmed Gelal

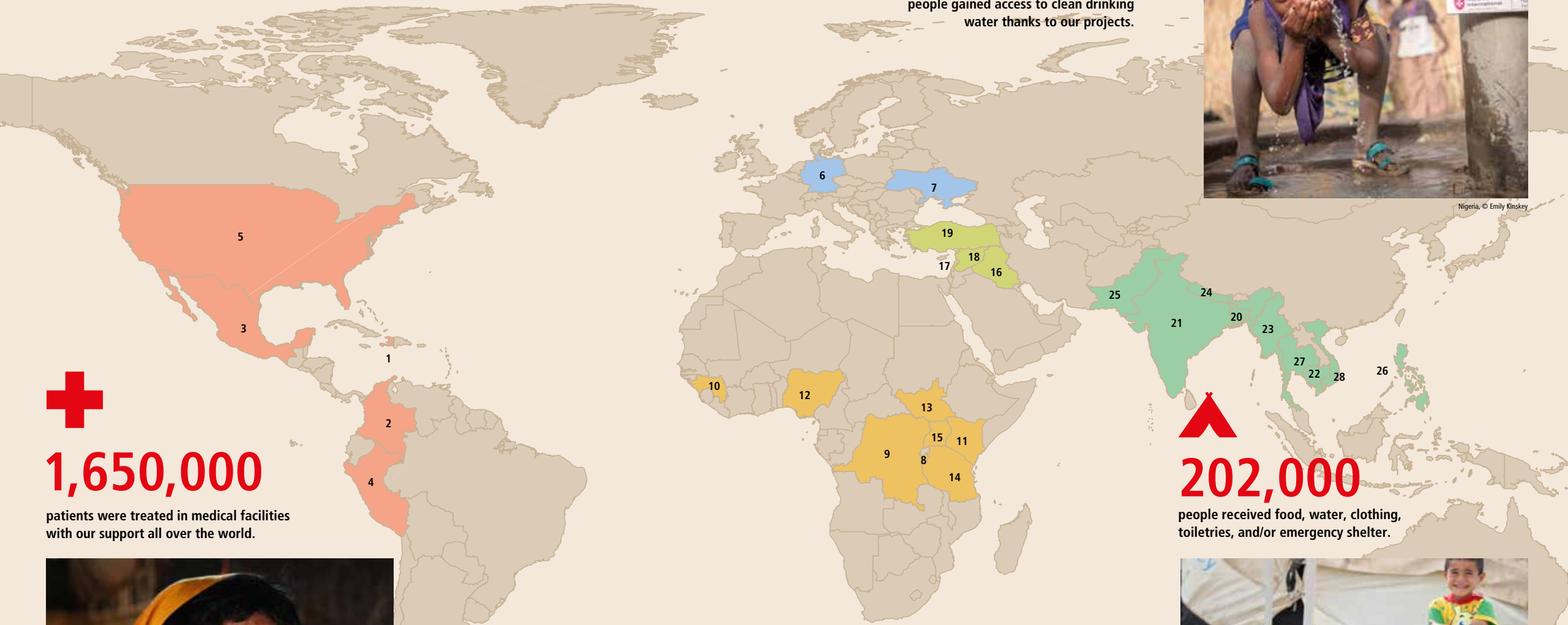


202,000

people received food, water, clothing, toiletries, and/or emergency shelter.



Iraq, © Malteser International



Our project countries:

(As of July 2018)

- | Americas | Africa | Middle East | Asia |
|---------------|----------------|-------------|----------------|
| 1 Haiti | 8 Burundi | 16 Iraq | 20 Bangladesh |
| 2 Colombia | 9 DR Congo | 17 Lebanon | 21 India |
| 3 Mexico | 10 Guinea | 18 Syria | 22 Cambodia |
| 4 Peru | 11 Kenya | 19 Turkey | 23 Myanmar |
| 5 USA | 12 Nigeria | | 24 Nepal |
| | 13 South Sudan | | 25 Pakistan |
| | 14 Tanzania | | 26 Philippines |
| Europe | 15 Uganda | | 27 Thailand |
| 6 Germany | | | 28 Vietnam |
| 7 Ukraine | | | |