



# At a glance 2016

Climate Neutral  
Print Product  
With First Climate ID | 2016-702111

**Contact:**  
Malteser International Americas  
1011 First Avenue, Suite 1322  
New York, NY 10022 (USA)  
IBAN: DE74 3706 0193 0002 0202 70  
BIC: GENODE33HAN  
Fax Bank Cologne

**Donation Account:**  
Malteser International Americas  
Account number: 2020270

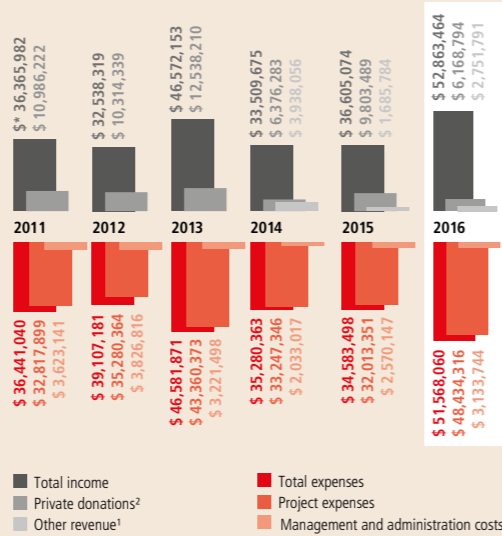
**www.orderofmalta.org**  
**www.malteser-international.org**



Malteser International is a member of the following networks and campaigns:

We would like to give our most sincere thanks to all of the donors, supporters, and partners, who made a valuable contribution to providing fast, effective, and sustainable relief for people in need in Africa, Asia, Americas, and Europe in 2016!

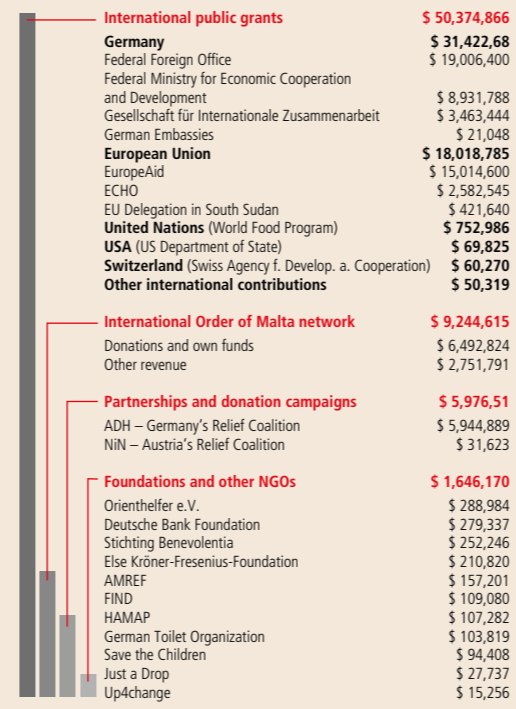
## Development of revenue and expenses (2011–2016)



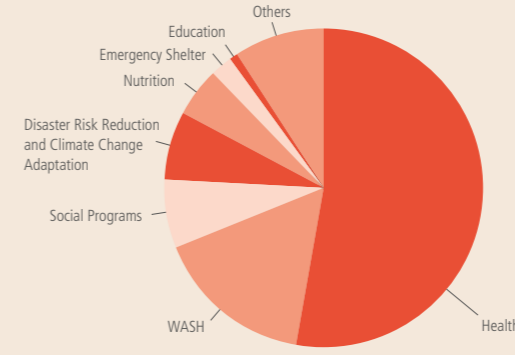
<sup>1</sup> Inclusive of 'other revenue' prior to 2014  
<sup>2</sup> Other revenue: unused earmarked donations from the previous year, interest, exchange gains

European Central Bank Conversion rate:  
1.0541 USD = 1 Euro as of December 2016

## Revenue sources 2016

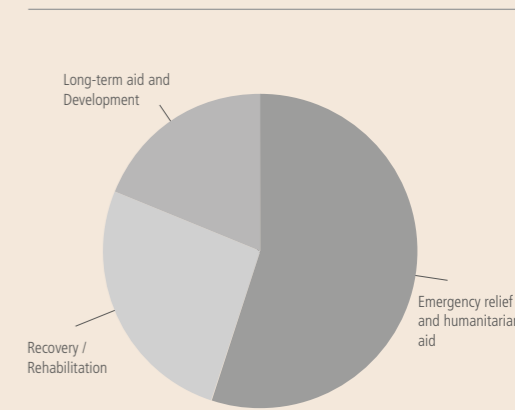


## Expenses by sector



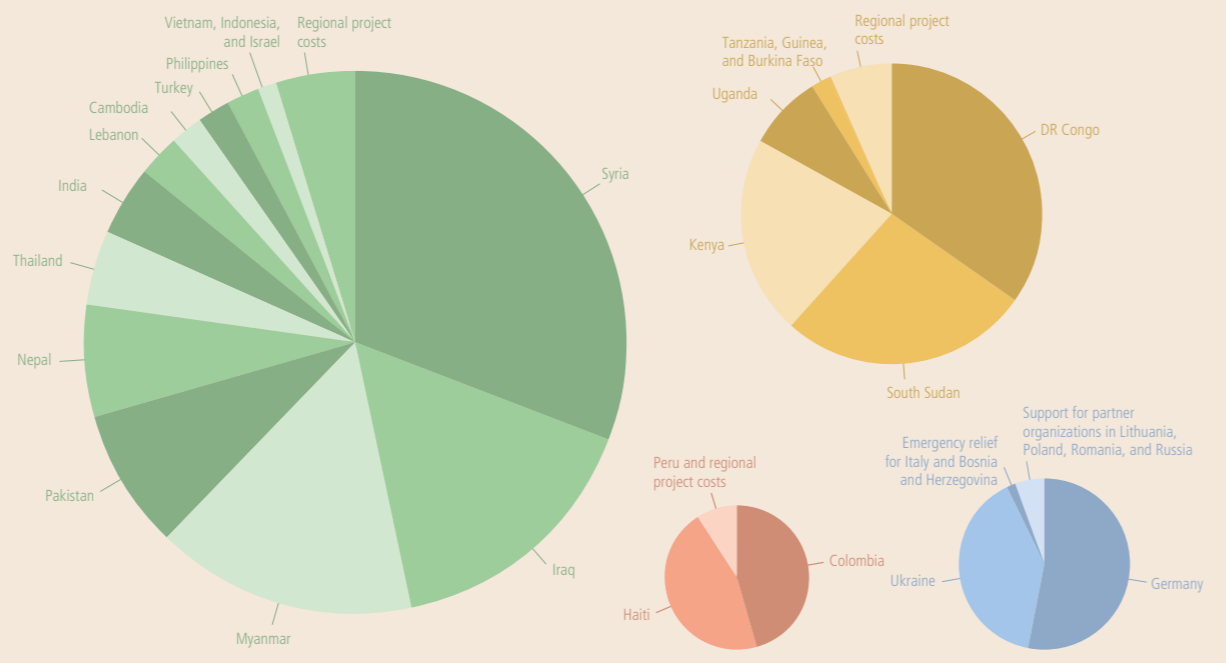
Sector	Percentage
Health	53 %
WASH (Water, Sanitation and Hygiene)	16 %
Social Programs	7 %
Disaster Risk Reduction and Climate Change Adaptation	7 %
Nutrition	5 %
Emergency Shelter	2 %
Education	1 %
Others	9 %

## Expenses by phase of relief



Phase	Percentage
Emergency relief and humanitarian aid	55 %
Recovery / Rehabilitation	26 %
Long-term aid and Development	19 %

## Expenses by country and continent



### Asia<sup>2</sup>

**\$ 32,769,144**  
Previous year \$ 19,465,675

Syria	\$ 10,180,036
Iraq	\$ 5,190,253
Myanmar	\$ 5,039,953
Pakistan	\$ 2,771,464
Nepal	\$ 2,167,788
Thailand	\$ 1,482,346
India	\$ 1,338,448
Lebanon	\$ 791,829
Cambodia	\$ 692,857
Turkey	\$ 635,639
Philippines	\$ 568,057
Vietnam	\$ 346,249
Indonesia <sup>1</sup>	\$ 19,489
Israel <sup>1</sup>	\$ 4,216
<b>Regional project costs</b>	<b>\$ 1,540,520</b>

### Africa<sup>2</sup>

**\$ 10,085,421**  
Previous year \$ 8,506,907

DR Congo	\$ 3,507,846
South Sudan	\$ 2,717,184
Kenya	\$ 2,158,349
Uganda	\$ 812,688
Tanzania	\$ 207,694
Guinea	\$ 17,360
Burkina Faso <sup>1</sup>	\$ 8,763
<b>Regional project costs</b>	<b>\$ 655,537</b>

### Europe<sup>2</sup>

**\$ 3,259,573**  
Previous year \$ 2,570,147

Germany	\$ 1,695,237
Ukraine	\$ 1,263,002
Bosnia and Herzegovina	\$ 2,403
<b>Emergency relief for Italy</b>	<b>\$ 53,879</b>
<b>Support for partner organizations in Lithuania, Poland, Romania, and Russia</b>	<b>\$ 173,256</b>
<b>Regional project costs</b>	<b>\$ 71,796</b>

### Americas<sup>2</sup>


**\$ 2,320,176**  
Previous year \$ 1,944,438

Colombia	\$ 1,060,163
Haiti	\$ 1,052,981
Peru	\$ 6,405
<b>Regional project costs</b>	<b>\$ 200,627</b>

<sup>1</sup> Follow-up costs from projects in previous years

<sup>2</sup> Rounded numbers. The listed program volumes correspond to the amounts booked in the 2016 annual accounts and thus do not reflect the actual outflow of funds for multi-annual projects.

# Our impact in 2016:

 **186,134**  
women received medical care before and after the birth of their children.



Thailand, © Jana Ašenbrennerová



Turkey, © Gonzalo Bell

## Our project countries: (As of September 2017)

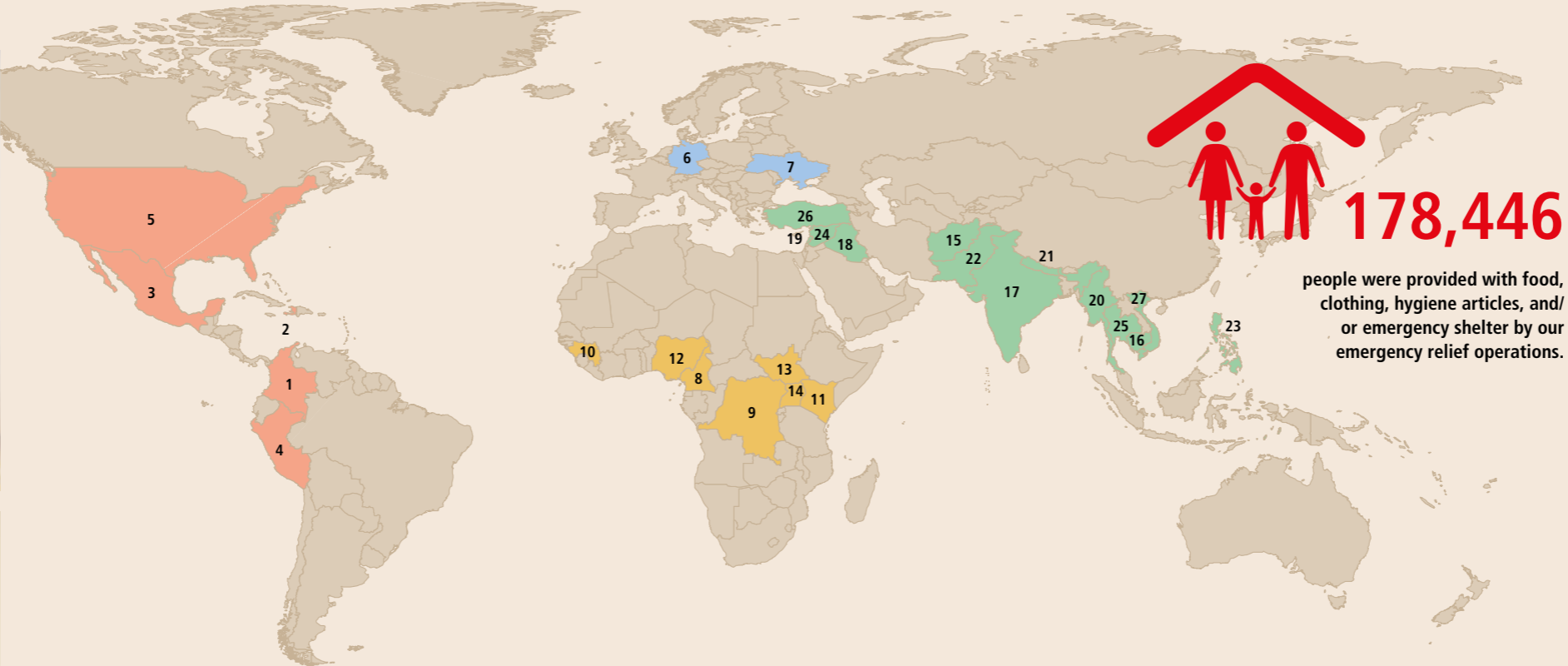
- |                 |                |                |
|-----------------|----------------|----------------|
| <b>Americas</b> | <b>Africa</b>  | <b>Asia</b>    |
| 1 Colombia      | 8 Cameroon     | 15 Afghanistan |
| 2 Haiti         | 9 DR Congo     | 16 Cambodia    |
| 3 Mexico        | 10 Guinea      | 17 India       |
| 4 Peru          | 11 Kenya       | 18 Iraq        |
| 5 USA           | 12 Nigeria     | 19 Lebanon     |
|                 | 13 South Sudan | 20 Myanmar     |
| <b>Europe</b>   | 14 Uganda      | 21 Nepal       |
| 6 Germany       |                | 22 Pakistan    |
| 7 Ukraine       |                | 23 Philippines |
|                 |                | 24 Syria       |
|                 |                | 25 Thailand    |
|                 |                | 26 Turkey      |
|                 |                | 27 Vietnam     |

 **15,846**

people were given a better quality of life thanks to our work to improve the quality and security of their food supply and/or their ability to earn an independent income.



Colombia, © Emily Kinskey



 **178,446**

people were provided with food, clothing, hygiene articles, and/or emergency shelter by our emergency relief operations.



DR Congo, © Nyokabi Kahura

 **1,606,217**

patients were treated in one of our 435 medical facilities around the world.

**187,251**  
people benefited from campaigns to improve their health and quality of life by improving their access to clean water, sanitation, and effective hygiene.



Thailand, © Jana Ašenbrennerová